

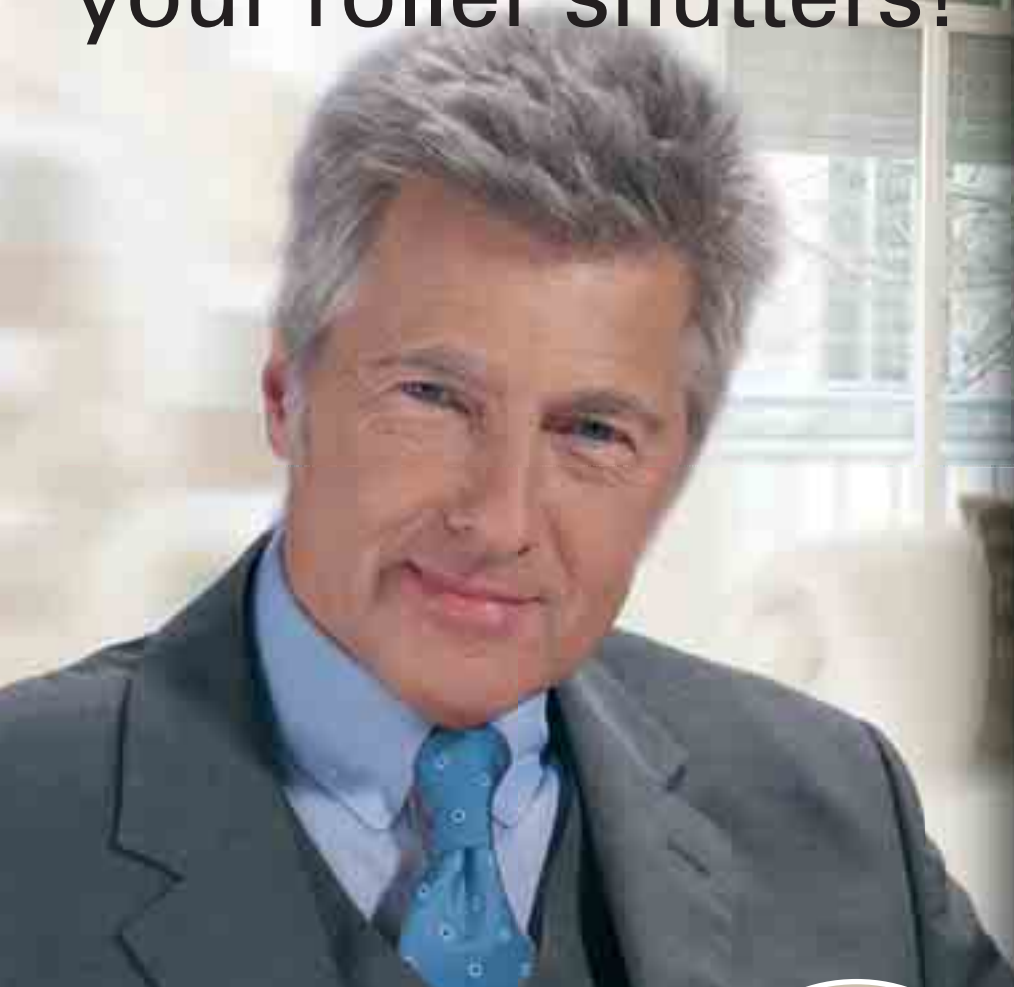


rollotron[®] PRO

The new fully automatic roller shutter drive.

The *better* drive for your roller shutters!

RADIO CONTROLLED CLOCK



Elegant design, big display

Easy, menu-guided operation

Integrated sun/twilight automation



Just plug into a 230-V socket outlet - Ready!

- Fits in nearly any belt box
- Quick installation without dirt, ready for use instantly
- For up to 10 sqm shutter surface
- Increased security due to obstacle detection and random feature (simulates presence)
- Protects plants and furniture from fading
- Fully automatic with many practical functions



For more convenience and security!

Patent pending

This one-of-a-kind roller shutter drive provides you immediately with the pleasure of automated shutters!

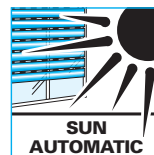
Cost-efficient · Easy to install · Easy to operate



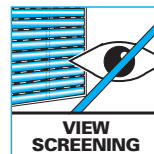
- More convenience and quality of life**
 Automatically controlled roller shutters provide more comfort and ease your everyday life.



- Random feature**
 Random feature simulates an occupied home during your absence. More security and protection against burglars.



- Sun automatic**
 closes your roller shutters in case of strong sunlight and thereby keeps heat out and protects pictures, furniture and plants.



- Twilight automatic**
 Twilight automation closes the roller shutters at nightfall.



- ASTRO-Program**
 Depending on your geographical position (defined by postcode) in Europe the ASTRO- program closes your roller shutters at twilight. Reduction of heating costs.



- Key pad lock**
 protects from accidental changes during cleaning or by children.



- Menu navigation**
 convenient and easy due to clear arrangement of buttons and easy-to-read display.



- Time control**
 - Weekday and weekend program
 - Random feature
 - ASTRO-program



- Integrated DCF-radio clock**
 makes sure that you always have the right time. Automatic summer/winter time changeover. All roller shutters can be lowered at the same time if requested!

The *better* roller shutter drive – a class of its own!

The original from RADEMACHER.

More convenience!


ROLLOTRON[®]PRO opens and closes your roller shutters at the push of a button or fully automatic by time, sun or twilight. Due to the DCF-radio clock all shutters can be lowered synchronized upon request.

More security against burglars!

Random feature delays the circuit times by 0-30 minutes. Thereby presence is simulated and deters burglars.

Protection for your furniture and plants!

The integrated sun automatic (sensor available as accessory) protects your plants and furniture against sun light. Depending on the sunshine the roller shutters will be lowered and protect against fading or drying up.



Just plug the sun/twilight sensor into the device – Ready!



Mit dem ROLLOTRON[®]PRO saves heating costs and creates a pleasant indoor climate.

Sun/twilight automatic closes your roller shutters at nightfall. This way you save a significant amount of heating costs because your roller shutters are already lowered by the time it gets cold.

In case of strong sunlight your roller shutters close and the room temperature remains pleasant.

Both the ROLLOTRON[®] and the sun/twilight sensor are easy to install.

Easy to install without dirt and effort!

can be installed quickly and dirt-free within approximately 10 minutes**. ROLLOTRON[®]PRO fits in all current belt box and you don't have to open the roller shutter box. Plug into the socket outlet – ready to use!

**average time



Key pad lock

For more convenience and security!

Within 10 minutes your ROLLOTRON[®]PRO is installed and ready for use.**

Just plug into the socket outlet, no battery, no transformator.

**average time



1.) Unscrew old belt winder...



2.) ...and remove belt winder.



3.) Cut belt to length and cut in.



4.) Insert belt into the drive and place it on the hook.



5.) Screw on cable contacts



6.) Insert devices into the wall and screw tightly.



OPTIONAL!

7.) Fix cable with the transparent cable duct.



8.) Plug into 230 V socket outlet



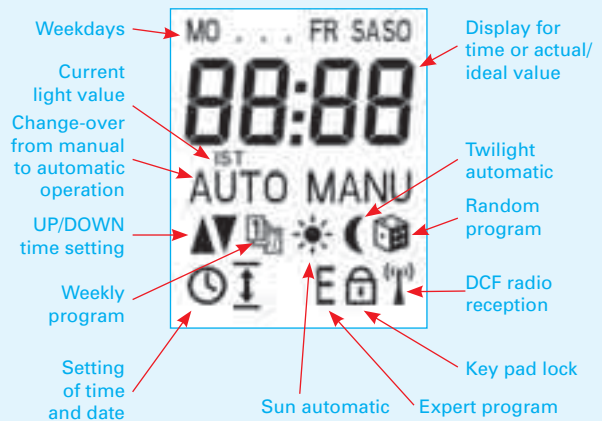
9.) Optimize reception of radio clock.



OPTIONAL!

By using the Combi-Duplex plug two devices fit into one socket outlet.

Features	Series 97xx Comfort	Series 93xx Standard
Automatic self-guidance after reset	x	-
Menu navigation	x	-
Manual operation	x	x
Changeover manual/automatic operation	x	x
Setting of date, year and time	x	-
Automatic summer/winter time changeover	x	-
DCF-radio clock	x	-
Standard circuit times	x	x
Contrast adjustment of display	x	-
End positions programmable	x	x
Daily program	x	x
Weekly program	x	-
Weekend program	x	-
Random control	x	-
Integrated sun automatic	x	x
Integrated twilight automatic by light	x	x
Integrated twilight automatic by time	x	-
Power reserve of clock	8 hours	-
Key pad lock	x	-
Permanent data storage	x	x



Technical Data	
Voltage:	230V/50Hz
Stand-by consumption:	2W
Measurements of display:	21 x 39 mm
Buttons:	5 plus reset button (Comfort) 6 plus reset button (Standard)
Setting range of sunlight:	2000 – 20.000 Lux
Setting range of twilight:	2 – 50 Lux
Factory setting opening time:	7:00 a.m.
Factory setting closing time:	20:00 p.m.

Only applicable for dry rooms!

(Accessories see flipside)

For more convenience and security!



rollotron[®] PRO



Chose the better drive for your shutters:



ROLLOTRON[®] PRO Standard 9300

for roller shutters of up to 45 kg or approx. 6 sqm surface. 23 mm belt width.



ROLLOTRON[®] PRO Standard Plus 9305

for roller shutters of up to 60 kg or approx. 10 sqm surface. 23 mm belt width.



ROLLOTRON[®] PRO Standard mini-belt 9340

for roller shutters of up to 45 kg or approx. 6 sqm surface. 15 mm belt width.



ROLLOTRON[®] PRO Comfort 9700

for roller shutters of up to 45 kg or approx. 6 sqm surface. 23 mm belt width.

With big display.



ROLLOTRON[®] PRO Comfort Plus 9705

for roller shutters of up to 60 kg or approx. 10 sqm surface. 23 mm belt width.

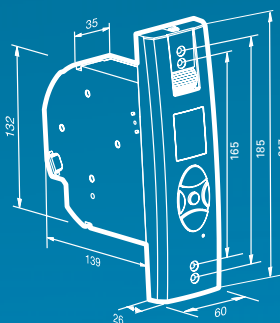
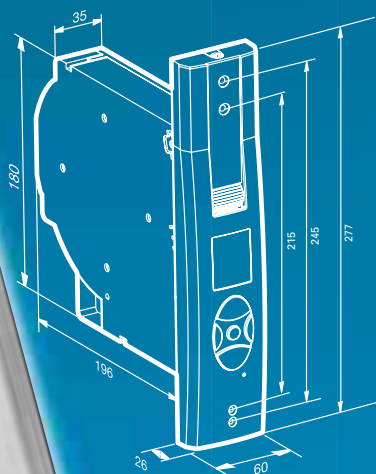
With big display.



ROLLOTRON[®] PRO Comfort mini-belt 9740

for roller shutters of up to 45 kg or approx. 6 sqm surface. 15 mm belt width.

With big display.



SET!

ROLLOTRON[®] PRO Standard 9300 incl. sun/twilight sensor 3710 (cable length 0,75 m)



Device	m ^{2***}	Pulling force	Belt capacity if the belt is	
			1,3 mm thick	1,0 mm thick
Standard/Comfort flush-mounted	6	45 kg	6,2 m	7,6 m
Standard/Comfort surface-mounted	5	30 kg	4 m	5 m
Comfort/Standard PLUS flush-mounted	10	60 kg	12 m	15 m

*** Size of roller shutter (PVC)




For more convenience and security!

More items from the rollotron **rollotron**[®] – product line

Accessories for ROLLOTRON[®]PRO:

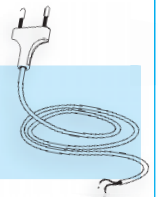
3710 Sun/Twilight sensor

- Suitable for ROLLOTRON[®]PRO and ROLLOTRON[®]Swivel winder, Cable length 0,75 m (special length: 1,5 / 3 / 5 and 10 m)



3880, 3882, 3885 Connecting cable

- White, very easy to exchange, also available in length 2 m, 3 m, 5 m (1,5 m incl. in delivery)



3730 mini cable duct

- Length 2 m, self-adhesive, suitable for connecting cable 3880-3885



3742, 3745 Combi-Duplex-plug

- Available in white and brown, for attachment of an earthed plug and a Euro-plug



ROLLOTRON[®] convenient solution for surface-installation:

9510, 9550 ROLLOTRON[®] Swivel winder STANDARD fully automatic roller shutter drive with time control. Ideal for retrofitting - for 23 and 15 mm belt width.

- Easy to operate and program
- Setting of end positions electronically
- 230 V connecting cable, no battery, no transformer
- Sun/twilight sensor optional
- For 30 kg / 5 sqm shutter surface



9500, 9540 ROLLOTRON[®] Swivel winder COMFORT fully automatic roller shutter Drive. Ideal for retrofitting – for 23 and 15 mm belt width.

Has the same function like the Standard version plus additional features:

- LCD time and mode display
- Weekly program for individual circuit times and random program
- Easy to operate and program
- Infrared receiver for infrared remote control 9490



ROLLOTRON[®] convenient central control:

9200, 9205, 9240 ROLLOTRON[®] STANDARD fully automatic roller shutter drive with time control. Ideal for retrofitting – for 23 and 15 mm belt width.

- Easy to operate and program
- Setting of end positions electronically
- 230 V connecting cable, no battery, no transformer
- For 45 kg / 6 sqm resp. 60 kg / 10 sqm shutter surface




2424 FERNOTRON[®] receiver

- Complete convenience of FERNOTRON[®] for ROLLOTRON 92xx and 96xx
- Programming of up to 49 ROLLOTRON[®] devices in 7 groups. Can be integrated into FERNOTRON[®] product line.



9450/9460 Sun/Twilight module with and without infrared receiver

- Suitable for all ROLLOTRON 92xx and 96xx
- Sun/twilight function dis-/engageable
- Infrared receiver for infrared remote control 9490
- Cable length 0,75 m (special length: 1,5 / 3 / 5 and 10 m)



9490 Infrared remote control

- Suitable for ROLLOTRON Swivel winder COMFORT 9500 / 9540, TROLL 2610, TROLL 50, TROLL C50-3D, MODI 2650



For more information please go to www.rademacher.de or contact your dealer.



For more convenience and security!

RADEMACHER Geräte-Elektronik · Buschkamp 7 · D-46414 Rhede · Phone: +49 2872 933-171 · info@rademacher.de · www.rademacher.de